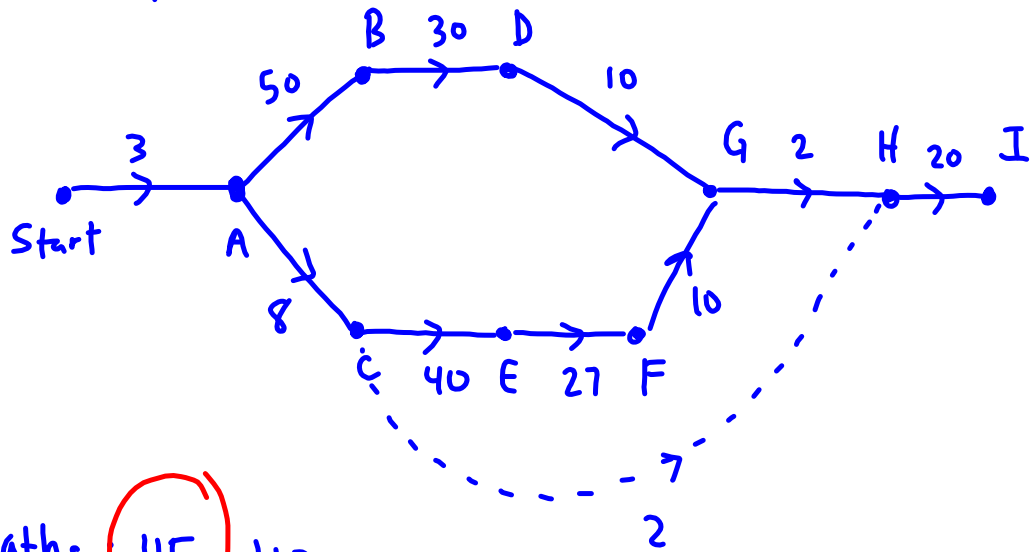
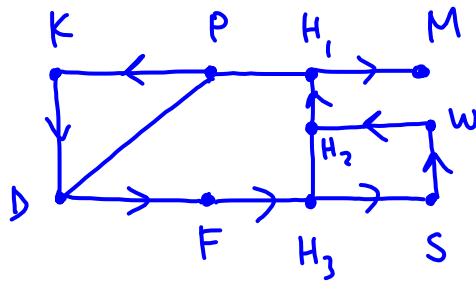


# Birthday Prep



Paths (115), 110, 33



PKDFH<sub>3</sub>SWH<sub>2</sub>H<sub>1</sub>M

Areas :

$$K = 15 \text{ ft} (18 \text{ ft}) = 270 \text{ ft}^2$$

$$H_{123} = 6 (28) = 168 \text{ ft}^2$$

$$D = 16 (26) = 416 \text{ ft}^2$$

$$W = 5 (15) = 75 \text{ ft}^2$$

$$F = 13 (16) = 208 \text{ ft}^2$$

$$S = 5 (15) = 225 \text{ ft}^2$$

$$P = 24 (18) = 432 \text{ ft}^2$$

$$M = 20 (18) = 360 \text{ ft}^2$$

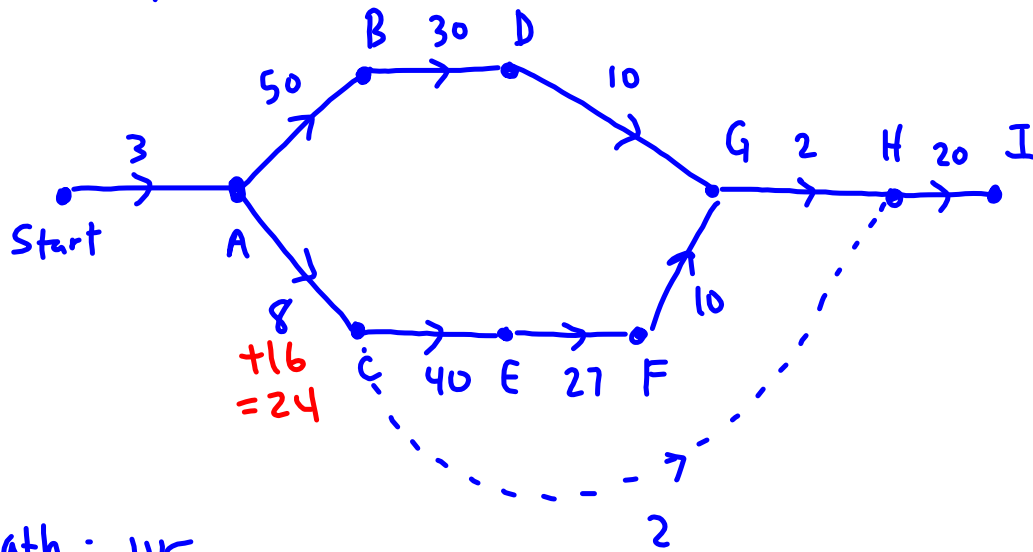
$$\text{Total area} = 2154 \text{ ft}^2$$

$$\text{Time} = 0.745 \text{ min} / 100 \text{ ft}^2 \cdot 2154 \text{ ft}^2$$

$$= 16.0473 \text{ min} \approx 16.0 \text{ min}$$

$$= 16 \text{ min } 2.838 \text{ sec}$$

# Birthday Prep



Path:  $115, 110 + 16 = 126$

Before it would have taken 115 min, now it takes 126 min. so it takes 11 min. longer.